










**02088 SOL'S**  
SOL'S Stan Contrast Zip Neck Sweatshirt

Sizes: **S - 3XL**  
Material: **50% ringspun cotton/50% polyester.**  
Weight: **260 gsm**

**Features**

- Brushed back fleece.
- Drop shoulder style.
- Contrast inner placket.
- Ribbed cuffs and hem.
- Unbranded size label at neckline.

						
Black	French Navy	Royal Blue	Bottle Green	Grey Marl	Red	Orange

**Size conversions**

	S	M	L	XL	XXL	3XL
Size:	S	M	L	XL	XXL	3XL
Chest (to fit):	36/38	38/40	41/42	43/44	45/47	47/49

**Product notices**

Manufacturer code: **Stan**  
Commodity Code: **6110309900**  
Country of origin: **Pakistan**

Colour representation is only as accurate as the web design process allows.



### BRUSHED FLEECE 260

Zip high collar  
Contrast underflap  
Set-in sleeves  
Ribbed cuffs and bottom  
Tubular

### Care



### Composition

50% Ringspun cotton - 50% polyester

### Available colours



Red



Royal  
blue



Bottle  
green



Gold



Black



French  
navy



Grey  
melange



Orange

### A committed product



### Related products

### Available sizes



Sizes	S	M	L	XL	XXL	3XL
A/B	70/51	71/54	72/57	73/60	74/63	75/66

### Packaging

Carton size : 58 x 38 x 27 cm

Weight per carton : 13.00 kg



30



5

### Customisation

- **Embroidery** : This technique is generally used for personalisations that aim for a high-end finish. This technique is the most resistant to washing and use. The embroidery can be applied directly to the product or through embroidered patches. It can be done with thickness effects (with foam) or through patches that will then be affixed to the final product, allowing for variations in materials.
- **Flex** : It is the recommended marking technique for small and medium-sized series. There are several aspects: smooth, velvet, fluorescent, glitter, gold and silver. These are iron-on vinyls that are cut and glued by hot pressing. They are very well suited to a wide range of materials and substrates.
- **Digital** : The printing method that knows no limits: precision, colour effects, number of colours... This technique can be used to mark all types of product quantities and is particularly suitable for cotton-based materials.
- **Digital Printing** : The most widely used technique. It consists, by the stencil method, of depositing the ink directly on the product. There are as many screens and passages as there are colours in the motif to be reproduced and all colours can be achieved. This technique makes it possible to produce very large quantities. It allows the use of inks with various effects for very different renderings and is adapted to almost all textile supports. The marking of coloured substrates requires an opacifying undercoat called « background white ».
- **Transfert** : The right technique for all materials. It is recommended for luggage, heavy garments, difficult to access surfaces. It consists of transferring the marking from a paper support to the garment by hot gluing. The marking by gluing brings rigidity to light supports at the level of the marking zone, nevertheless, the product keeps all its qualities of comfort.